

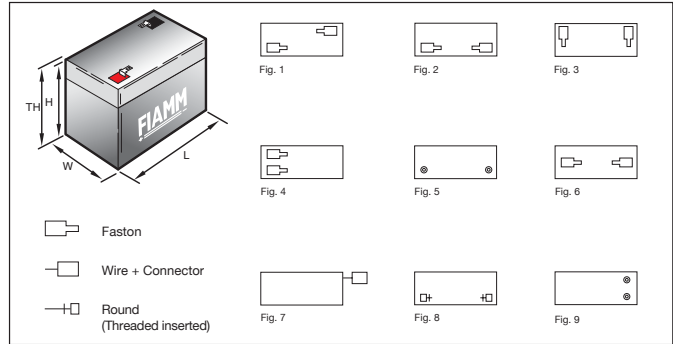
FG series

Valve Regulated lead-acid batteries

All FIAMM batteries have been specifically developed to enhance economy of operation, reliability and energy output. The values reached in these areas position FIAMM batteries among the very best presently available on the market. They represent the ideal solution for all applications.



TPF* : Terminal Position Figure



Type	VdS	Nominal voltage (V)	CAPACITY (Ah)				Weight (gr)	TPF*	DIMENSION (mm)				Max discharge current 5" (A)	TEMP. (°C)			Max charge current (A)	Terminal Type
			Discharge 20 h rate 1.75V/cell.	Discharge 10 h rate 1.75V/cell.	Discharge 5 h rate 1.70V/cell.	Discharge 1.5 h rate 1.60V/cell.			L	W	H	TH		Charge	Discharge	Storage		
FG10121		6	1.2	1.08	1.00	0.78	315	6	97	24.5	50	56	12				0.3	FAST-ON 4.8
FG10301	■	6	3.0	2.7	2.55	1.95	715	2	134	34	60	67	30				0.75	FAST-ON 4.8
FG10381		6	3.8	2.88	2.72	2.08	720	3	66	33	118	125	38	0	-20	-20	0.95	FAST-ON 4.8
FG10451		6	4.5	3.6	3.4	2.6	725	1	70	47	100	106	45	÷	÷	÷	1.13	FAST-ON 4.8
FG10501		6	5.0	4.0	3.8	2.9	820	1	70	47	100	106	50	40	50	50	1.25	FAST-ON 4.8
FG10721		6	7.2	6.3	5.95	4.55	1225	3	151	34	94	99	72				1.8	FAST-ON 4.8
FG11201/2	■	6	12	10.8	9.6	7.5	1900	2	151	50	94	99	120				3	FAST-ON 4.8/6.3
FG20086		12	0.8	0.72	0.63	0.53	350	7	96	25	62	62	8				0.2	WIRE+CONNECTOR
FG20121	■	12	1.2	1.06	0.98	0.8	600	4	97	48.5	50.5	55	12				0.3	FAST-ON 4.8
FG20121A		12	1.2	1.08	1.0	0.78	600	4	97	42	51	59	12				0.3	FAST-ON 4.8
FG20201	■	12	2.0	1.83	1.65	1.37	930	2	178	34	60	65	20				0.5	FAST-ON 4.8
FG20271		12	2.7	2.43	2.25	1.76	1130	3	79	55.5	102	106	27				0.68	FAST-ON 4.8
FG20341		12	3.4	3.0	2.9	2.2	1410	4	134	67	60	65	34				0.85	FAST-ON 4.8
FG20451		12	4.5	4.1	3.8	3.0	1580	3	90	70	102	106	45				1.13	FAST-ON 4.8
FG20721/2	■	12	7.2	6.7	6.0	5.0	2450	4	151	65	94	99	72				1.8	FAST-ON 4.8/6.3
FG21201/2	■	12	12	11.3	10	8.4	3750	4	151	98	94	99	120				3	FAST-ON 4.8/6.3
FG21703	■	12	17	15.5	13.9	11.2	5900	8	181	76	167	167	170	0	-20	-20	4.25	FLAG Ø 5.5
FG21803		12	18	16.9	15	12.7	5900	8	181	76	167	167	180	÷	÷	÷	4.5	FLAG Ø 5.5
FG22703/5	■	12	27	24.4	22.1	18.4	8500	8/5	166	175	125	125	270	40	50	50	6.8	FLAG Ø 5.5/ROUND M5
FG24204/7	■	12	42	37.9	34.4	28.5	13800	8/5	196	163	174	174	400				10.5	FLAG Ø 6.5/ROUND M6
FG25507		12	55	49.6	45	37.3	18500	5	229	138	212	212	500				13.8	ROUND M6
FG26505/7	■	12	65	58.3	54	45.1	23200	5	271	166	190	190	580				16.3	ROUND M5/ROUND M6
FG27004/7	■	12	70	64.4	58.5	47.4	22600	8/5	350	166	174	174	600				17.5	FLAG Ø 6.5/ROUND M6
FG28009		12	80	73	66.9	54.2	27200	5	260	169	212	212	650				20	ROUND M8
FG2A007		12	100	94	85	70.8	32800	5	329	172	214	221	750				25	ROUND M6
FG2C007		12	120	112	102	85	38000	5	407	173	215	225	800				30	ROUND M6
FG2F009		12	150	141	127	106	46800	5	485	170	231	241	900				38	ROUND M8
FG2M009		12	200	188	170	141	68000	9	520	260	204	214	1000				50	ROUND M8

All data may be subject to variations

SSLA Products



Industrial Batteries

EXTENDED LIFETIME



FG series

Constant Current discharge table (Amperes)

Final Voltage: 1.65 V/Cell

Model	5 min	10 min	15 min	20 min	30 min	45 min	1 hour	2 hour	3 hour	5 hour	10 hour	20 hour
FG20721	27.1	18.3	13.8	11.1	8.11	5.91	4.73	2.66	1.88	1.21	0.67	0.37
FG21201/2	38	26.9	20.7	16.7	12.5	9.21	7.42	4.23	3.14	2.02	1.12	0.62
FG21803	58.3	39.3	29.7	24.1	17.9	13.3	10.8	6.28	4.61	3.06	1.7	0.93
FG22703/5	77.9	55.9	44	36.3	27.3	20.1	16.8	9.4	6.73	4.4	2.53	1.39
FG24204/7	146	101	76.5	62.7	46.9	34	26.7	14.6	10.5	6.97	3.87	2.16
FG25507	176	128	98.7	80.5	59.8	43.6	34.2	19.3	13.9	9.2	5.1	2.81
FG26505	208	152	117	95.2	70.6	51.5	40.5	22.8	16.4	10.9	6.03	3.32
FG27004/7	224	164	126	102	76.1	55.5	43.6	24.5	17.7	11.7	6.49	3.58
FG28009	247	181	148	122	90.9	65.8	51.7	28.7	20.4	13.4	7.58	4.07
FG2A007	309	226	186	152	114	82.2	64.7	35.9	25.5	16.7	9.47	5.09
FG2C007	371	271	223	183	136	98.7	77.6	43.1	30.6	20.1	11.4	6.11
FG2F009	464	339	278	228	170	123	97	53.8	38.3	25.1	14.2	7.63
FG2M009	618	452	371	304	227	164	129	71.8	51	33.4	18.9	10.2

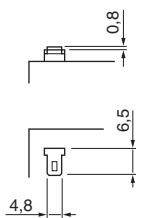
Constant Power discharge table (Watts per bloc)

Final Voltage: 1.65 V/Cell

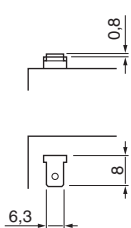
Model	5 min	10 min	15 min	20 min	30 min	45 min	1 hour	2 hour	3 hour	5 hour	10 hour	20 hour
FG20721	272	189	146	119	88.8	65.9	53.3	30.5	21.7	14.1	7.84	4.34
FG21201/2	382	278	218	179	137	103	83.8	48.4	36.2	23.4	13.1	7.23
FG21803	585	406	313	258	196	148	122	71.8	53.1	35.5	19.8	10.9
FG22703/5	782	577	463	390	299	224	189	107	77.6	51.1	29.4	16.3
FG24204/7	1469	1040	806	673	513	379	301	167	121	81	45.1	25.2
FG25507	1768	1327	1039	864	654	487	387	220	160	107	59.4	32.9
FG26505	2089	1568	1228	1021	773	575	457	261	189	126	70.2	38.8
FG27004/7	2250	1688	1322	1100	833	619	492	281	204	136	75.6	41.8
FG28009	2595	1938	1607	1326	1000	729	577	324	231	153	87	47
FG2A007	3244	2423	2009	1658	1250	912	721	405	289	191	109	58.7
FG2C007	3893	2907	2411	1990	1500	1094	865	486	347	229	131	70.5
FG2F009	4866	3634	3014	2487	1875	1367	1081	607	434	286	163	88.1
FG2M009	6488	4846	4018	3316	2500	1823	1442	810	579	382	218	117

Terminal type (last digit of model number)

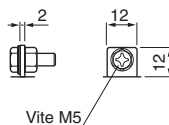
■ Type 1
Faston 4.8



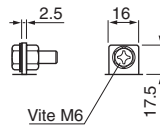
■ Type 2
Faston 6.3



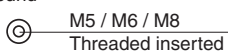
■ Type 3
Flag M5



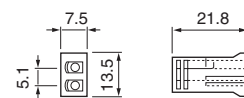
■ Type 4
Flag M6



■ Type 5 / 7 / 9
Round



■ Type 6
Wire and connector



MALE
AMP. INC.
N. 1-480318-0

FEMALE
AMP. INC.
N. 60617-1

Wire length
105 (D. 4134) ÷ 10 (D. 0394)